SAFE FOR CHILDREN
Equipping you to protect our kids

Red Cross Child First Aid
Working with Children with Common Medical Conditions

Primary Assessment

D
R
S
A
B
C

- Check for **Dangers**
- Check for a **Response**
- Send for **Help**
- Open the **Airway**
- Check for **Breathing**
- **Circulation**
- Defibrillation

Asthma

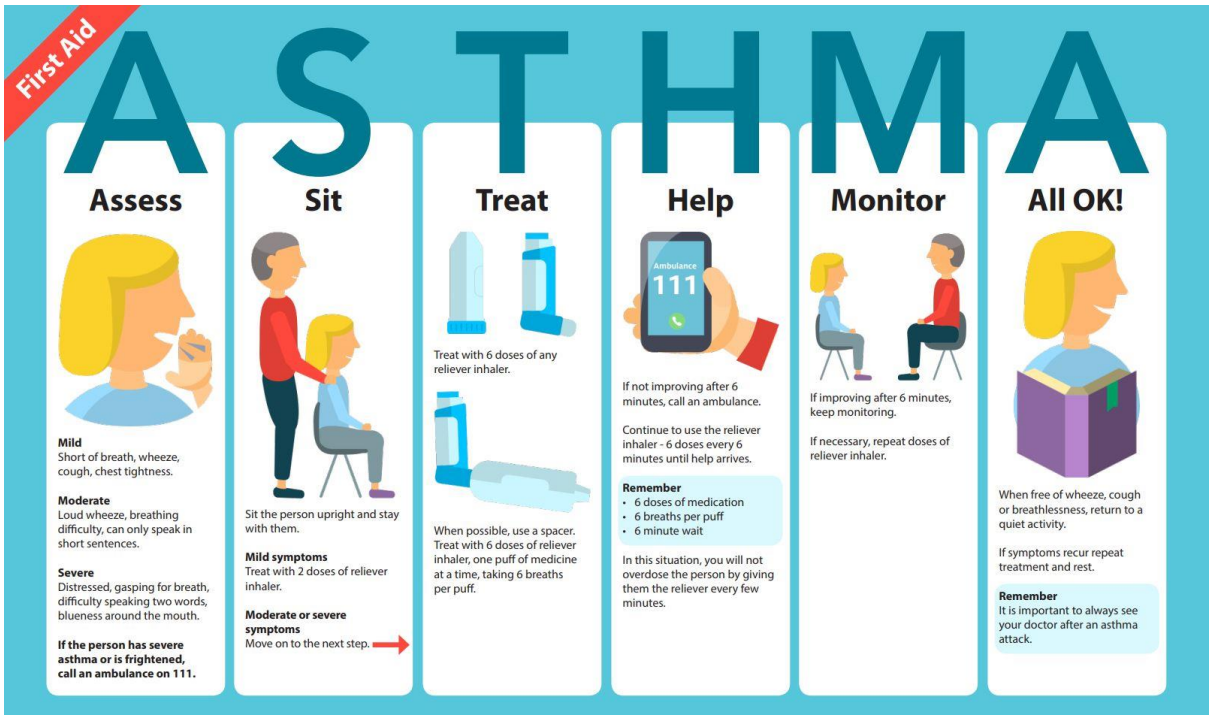

SAFE FOR CHILDREN
Equipping you to protect our kids

Choking

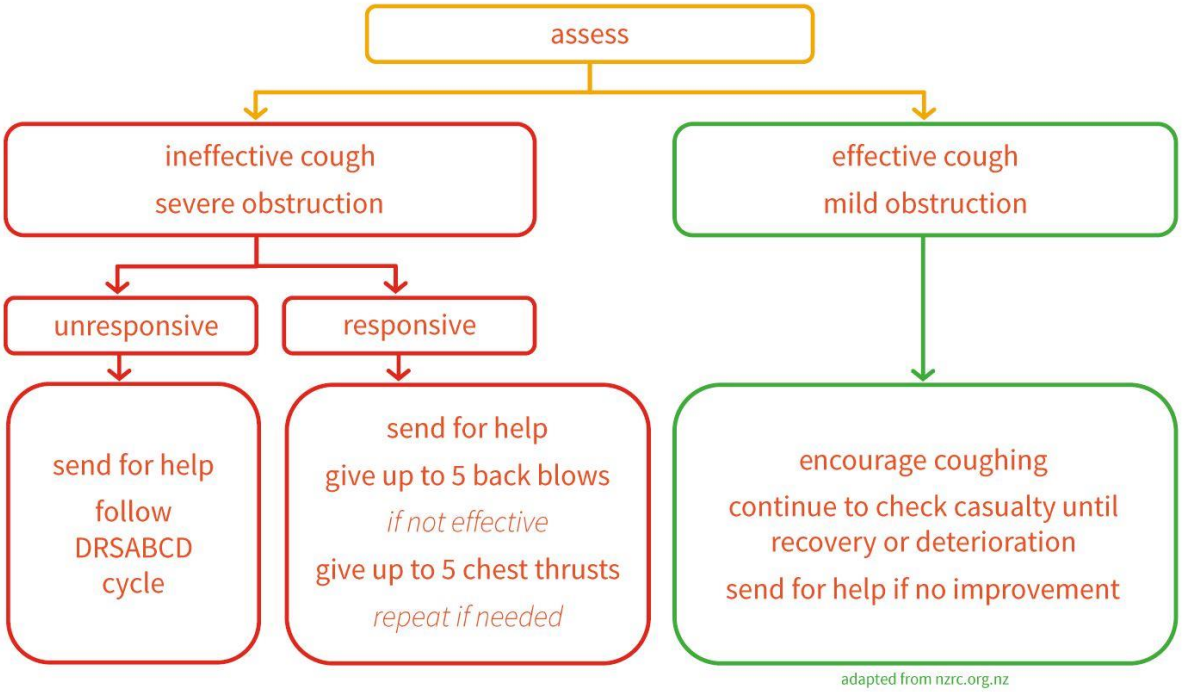

SAFE FOR CHILDREN

Equipping you to protect our kids

How to give EpiPen®

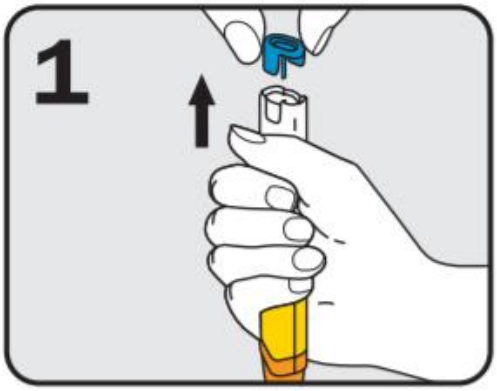

Form fist around EpiPen® and
PULL OFF BLUE SAFETY RELEASE

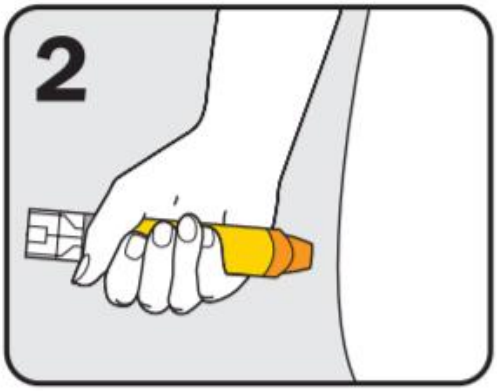

Hold leg still and PLACE ORANGE
END against outer mid-thigh
(with or without clothing)

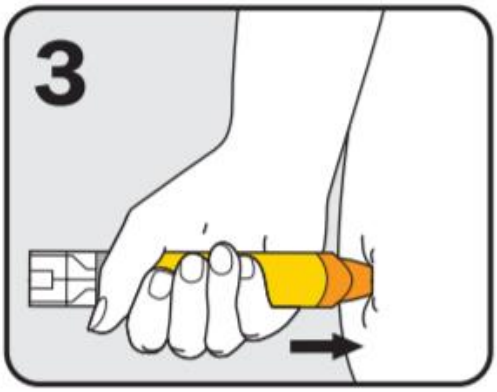

PUSH DOWN HARD until a click is
heard or felt and hold in place for
3 seconds

REMOVE EpiPen®

SAFE FOR CHILDREN
Equipping you to protect our kids

Diabetic Emergency

Follow DRSABCD

IF CONSCIOUS

- Give sugary food, glucose, jelly beans, honey, sugar or sugary drink
- Improvement should occur within minutes
- Rest and reassure casualty
- Monitor ABC's

IF UNCONSCIOUS

- Check ABC's
- Position the casualty in the stable side position
- Call ambulance 111 immediately

Seizures

Call 111 immediately if:-

- The seizure lasts longer than 5 minutes or more than one seizure occurs.
- Casualty is injured during the seizure – especially if they sustain a head injury
- Casualty is pregnant
- If this is the casualties first seizure
- If the seizure is in water

Injected Poison – bites and stings

- Follow DRSABCD
- Remove/scrape sting
- Move person to a safe place
- Apply ice or a cold compress

SAFE FOR CHILDREN
Equipping you to protect our kids

Head Injuries

Anyone with a suspected head injury must been seen by a medical professional!

Brain shake = concussion

- Follow DRSABCD
- Monitor them closely at all times for any change or deterioration
- Don't let them go to sleep
- Ring 111 immediately
- Follow your policies and procedures

For more information contact Red Cross at:

firstaid@redcross.org.nz